

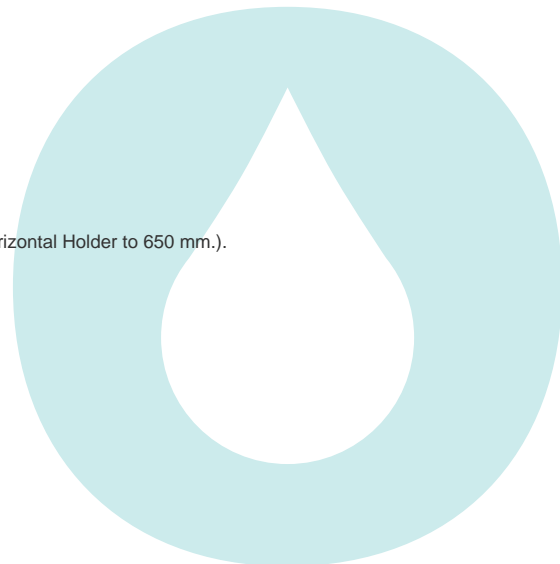
Accessories and Disposables



1. Portabag: Stainless steel holder for six 400 ml. bags
CAT.90002300
2. 400 ml.Y-irradiated homogenizer bags
 - a. 500 bags (packed in 10 bag packs)
CAT.900014010
 - b. 5000 bags (packed in 10 bag packs)
CAT.90001428
 - c. 500 bags (packed in 50 bag packs)
CAT.900014050
 - d. 5000 bags (packed in 50 bag packs)
CAT.90005421
3. 400 ml.Y-irradiated homogenizer bags with filter
 - a. 500 filter bags (packed in 25 bag packs)
CAT.900014501
 - b. 2000 filter bags (packed in 25 bag packs)
CAT.90002451
 - c. 5000 filter bags (packed in 25 bag packs)
CAT.90002452
4. Holder for 2 litter diluent bottle (includes bottle)
CAT.900011487
5. 2 litter diluent bottle
CAT.900011274

Technical Data

Pinch Valve: 24 V, dc.
Delivery speed: 550 ml/min.
Weight resolution: 0.1 g.
Weighing inaccuracy: < 1 %, ± 1 digit.
Working temperature: + 5°C to + 40°C.
Mains: 230/100 V 50/60 Hz.
Power: 45 W.
Dimensions, LxWxH: 240x300x810 mm (The H can be reduced with the Horizontal Holder to 650 mm.).
Weight: 6.5 Kg.
Maximum sample weight: compatible with factor, tare and weight range.
Dilution ratio: 1/2 to 1/50.
Dilution inaccuracy: < 0.2 g.
Maximum total weight: 2000 g including tare.




For more information please visit us at:
www.iul-inst.com

iUL IUL S.A. Torrent de l'Estadella, 22. 08030 Barcelona Spain
 T +34 93 274 0232 F +34 93 274 0144 E iul@iul-inst.com



PINCH Dilutor

Accurate, Simple, Productive
 Gravimetric diluter



Doc. No. 50007680-00

www.iul-inst.com

iUL

Introduction



Gravimetric dilutions are automated and simplified by the Pinch Dilutor. The Pinch Dilutor has been specially designed to drive diluents from media containing bottles or ready to use media bags.

When a sample is to be diluted, samples are placed inside a homogenizer bag and weighed. Next, the device's pinch valve opens letting the diluent fall into the homogenizer bag. The process is smooth, silent, and fast.

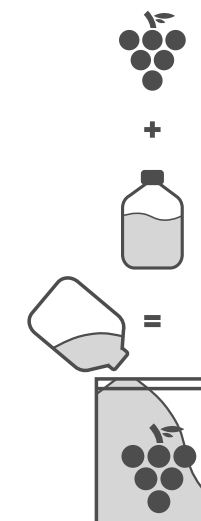
PINCHDilutor's key traits

The Pinch Dilutor has been designed to ease gravimetric dilutions:


- **Ease of control**, only two push buttons are needed to operate the device.
- Tubing and parts that contact the diluent can be **quickly disassembled to sterilize them in an autoclave**.
- Diluent can be driven from:
 - **Media containing bottles**
 - **Ready to use media bags**



DILUTION



Pinch Dilutor
CAT.90007511



PINCHDilutor Workflow

1. A sterile homogenizer bag is placed in the homogenizer bag holder (which serves as a weighing platform).
2. The **weight tare** is performed.
3. The **sample is placed inside the bag**.
4. The instrument will be ready to **deliver diluent into the bag** until a previously preset dilution factor is reached. Dilution factors are limited to whole numbers.
5. A **precisely diluted sample** is ready for further processing.