



CALIBRATION CLIMATIC CHAMBER

(- 5 °C ...+ 60 °C)

Model:
K3-90

- Calibration climatic chamber - metrology performance
- Perfect for calibration of air temperature and relative humidity sensors
 - Superior temperature & humidity control and uniformity
 - Convenient – Side Access for Cables & Probes
- Data loggers and sensors calibration
- World-class metrology performance
 - Dual flow humidity control



Device description:



Fan for internal air circulation with speed control

7" capacitive touch screen controller with user friendly interface, advance settings options, Ethernet and USB communication ports

2 level over temp. protection:
 1. 5°C over set point heating disabled
 2. 10°C above max. temp mechanical shut off

Main switch

Extensive heat insulation shield on all chamber sides and doors

All exterior in galvanized and powder coated aluminized steel

Access port with both end plugs Ø50 mm (On left side)

Heavy duty closing mechanism with key lock

Door sealed with double soft profile silicone seal to ensure perfect tightness

Full door heated observation window with LED illumination

Height Adjustable stainless steel wire shelves (1 pcs included)

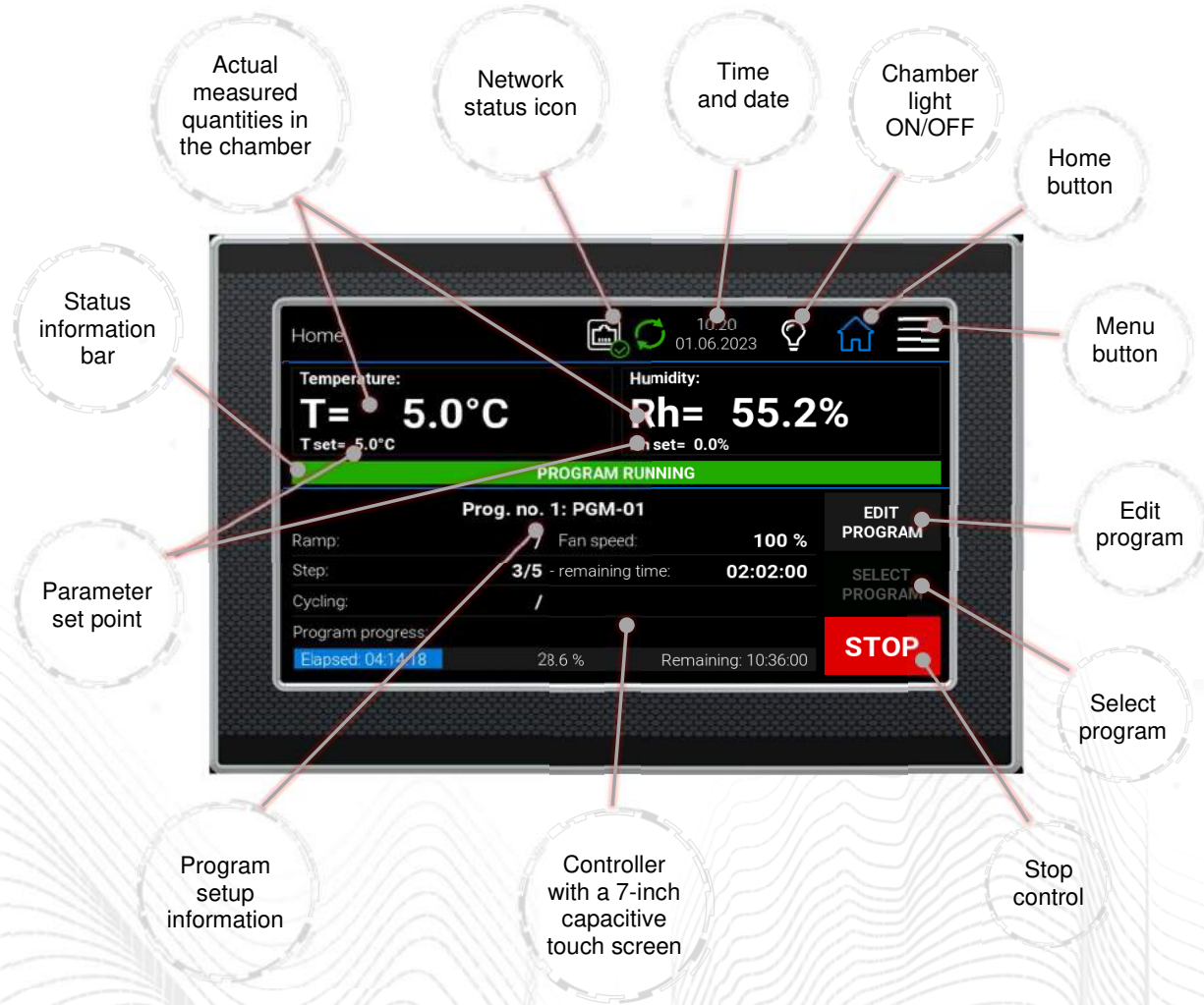
Fully stainless-steel interior chamber

Trolley (*additional equipment) with heavy duty swivel wheels with brake for simple manipulation

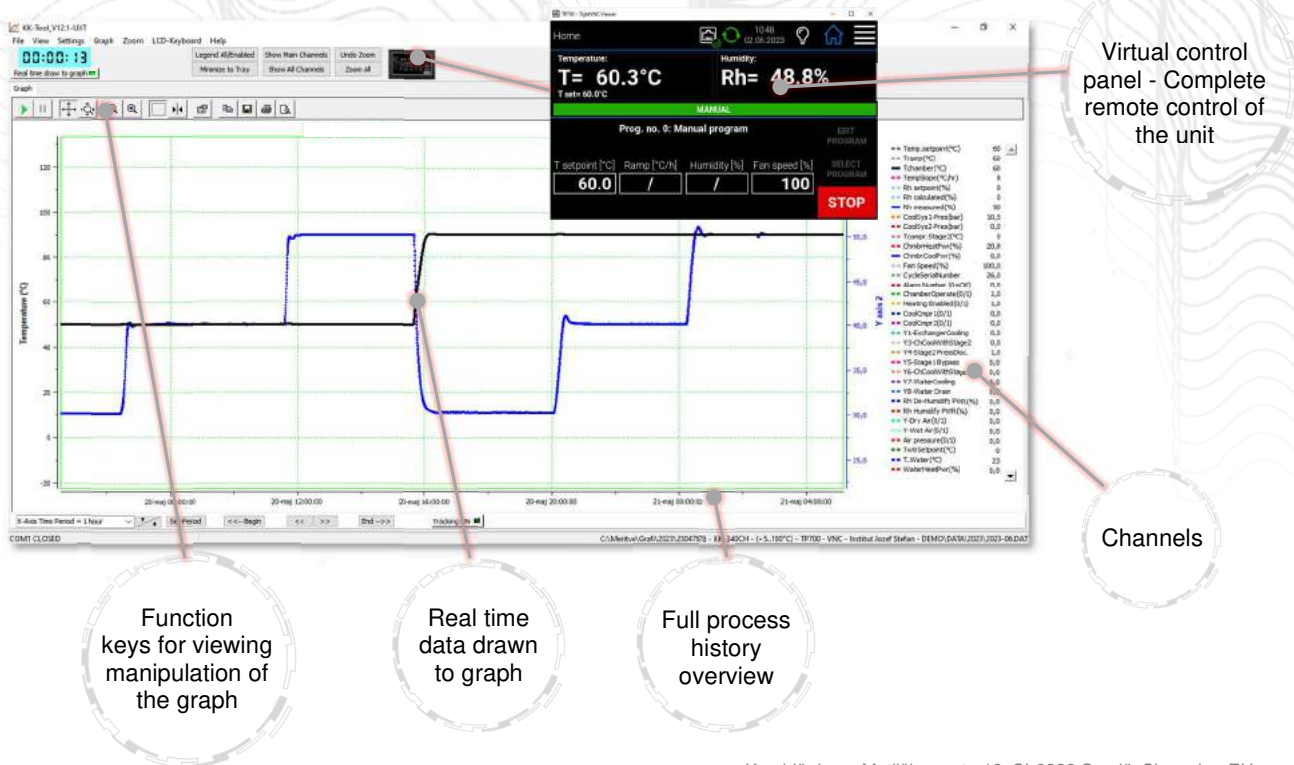
Full 4 side maintenance access to ref. system

Easily accessible water tank with level switch

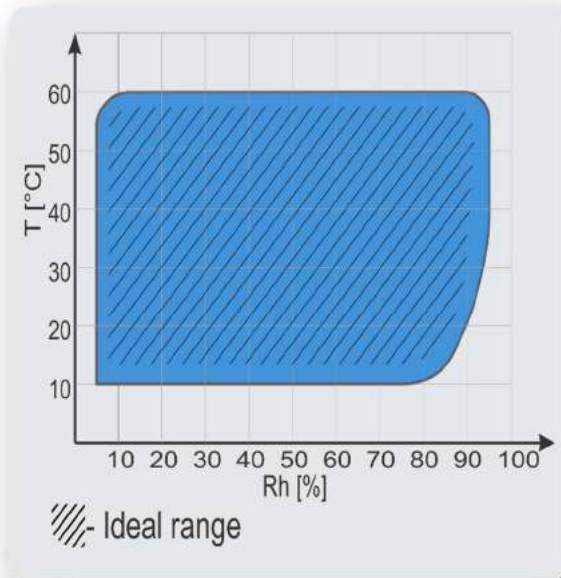
Touch display with advanced controller functions:



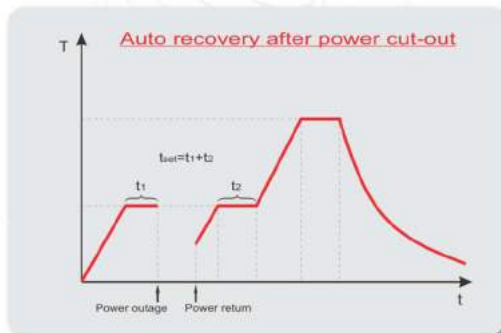
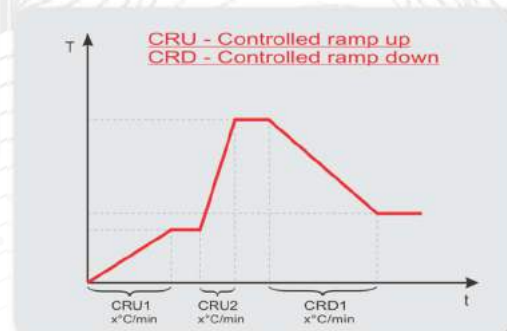
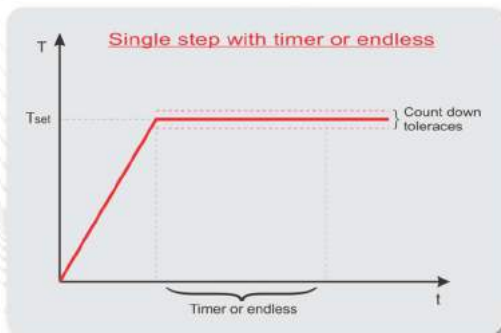
KK-Tool software for PC (free – included with every unit):




Rh range:



Controller functions:



	K3-90
	
External dimensions (WxHxD) [mm]	650 x 1223 x 793
Internal dimensions (WxHxD) [mm]	480 x 460 x 411
Volume [L]	~ 90
Temperature range [°C]	- 5 ...+ 60
Heat up rate [°C/min] (according to EN 60068-3-5)	2,0
Cool down rate [°C/min] (according to EN 60068-3-5)	0,7
Temperature display res [°C]	0.1
Temperature set res. [°C]	0.1
Temperature stability [°C]	± 0.05 @ - 5 °C ± 0.05 @ + 0 °C ± 0.05 @ + 15 °C, 75 % Rh ± 0.05 @ + 20 °C, 60 % Rh ± 0.08 @ + 30 °C, 65 % Rh ± 0.05 @ + 50 °C, 15 % Rh ± 0.05 @ + 50 °C, 75 % Rh
Temperature uniformity [°C]	± 0.25 @ - 5 °C ± 0.20 @ + 0 °C ± 0.25 @ + 15 °C, 75 % Rh ± 0.25 @ + 20 °C, 60 % Rh ± 0.40 @ + 30 °C, 65 % Rh ± 0.20 @ + 50 °C, 75 % Rh ± 0.20 @ + 50 °C, 15 % Rh
Rh range [%]	5...95
Rh display resolution [%]	0.1
Rh set resolution [%]	0.1
Rh stability [%]	± 0.3 @ 20 °C, 60 % Rh (better than ± 0.5 full range)
Temperature control	PID (PT-100)
Relative humidity control	Dual flow RH control via Rh capacitive sensor
Power supply	230V 50/60 Hz
Wattage [W]	3500
Interface	USB and Ethernet
Shelve	1 (max 6)
Shelve capacity [kg]	20
Max capacity [kg]	50
Water reservoir capacity [L]	8.2
Water consumption [L/24 h]	~0.8
Observation window	As standard
Access port [mm]	Ø 50 (left side)
Noise [dBA] @ 1 m distance	58
Weight [kg]	195

**All performance in controlled environment ($T_{ambient} = 21 \text{ °C} \pm 3 \text{ °C}$)!*

**Accessories might affect performance!*

Ordering information and accessories

Description	Part no.
Calibration Climatic chamber K3-90	883
Shelve K3-90	898
Access Port w. Plug Ø 50 mm right	608
Access Port w. Plug Ø 90 mm right	1731
Automatic water feeding	1744
Trolley	2610
Evaluation report 9 points, 3 climatic values - performed by Kambič	1719
Evaluation report 9 points, 3 climatic values - Accredited	1777

**Accessories might affect performance!*

